



STEP 1- SCALE YOUR SMALL FOREX ACCOUNT

I scale your small forex balances like \$500 to around \$1500-\$5000 in the shortest time. You can find detailed information [here](#).

<https://xauusd.trading/scale>

STEP 2- SIGN-UP THE BEST FOREX BROKER

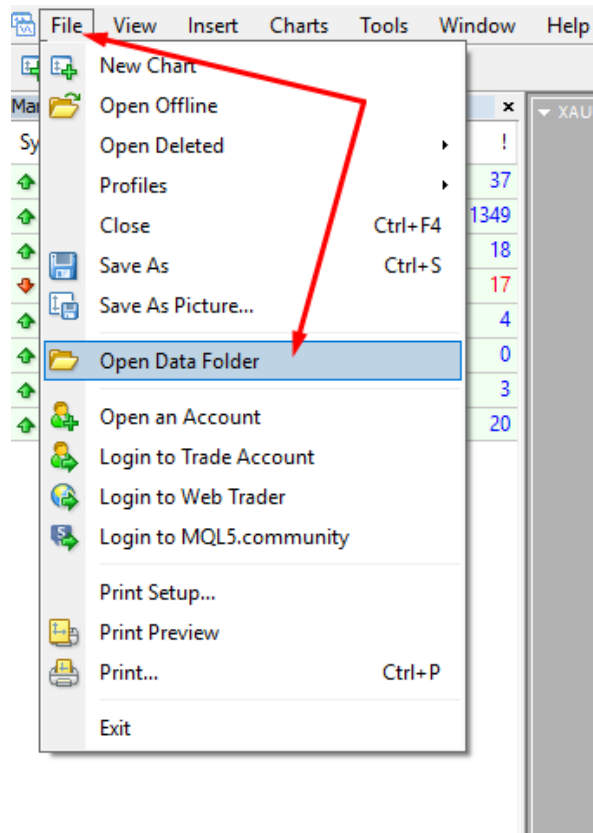
When you sign up through this link, you will pay **zero commission** per lot size, specifically for the xauusd.trading family, and your spread will be very tight. You should open an STP account.

I had a zoom meeting with them for days and negotiated for you.
I am saving you thousands of dollars in the long run. Thank me later.

<https://vigco.co/jYVfeu>

STEP 3- HOW TO INSTALL MT4/MT5 INDICATOR

Select file> open data folder from the left corner.



From the window that opens, click the MQL4 folder.



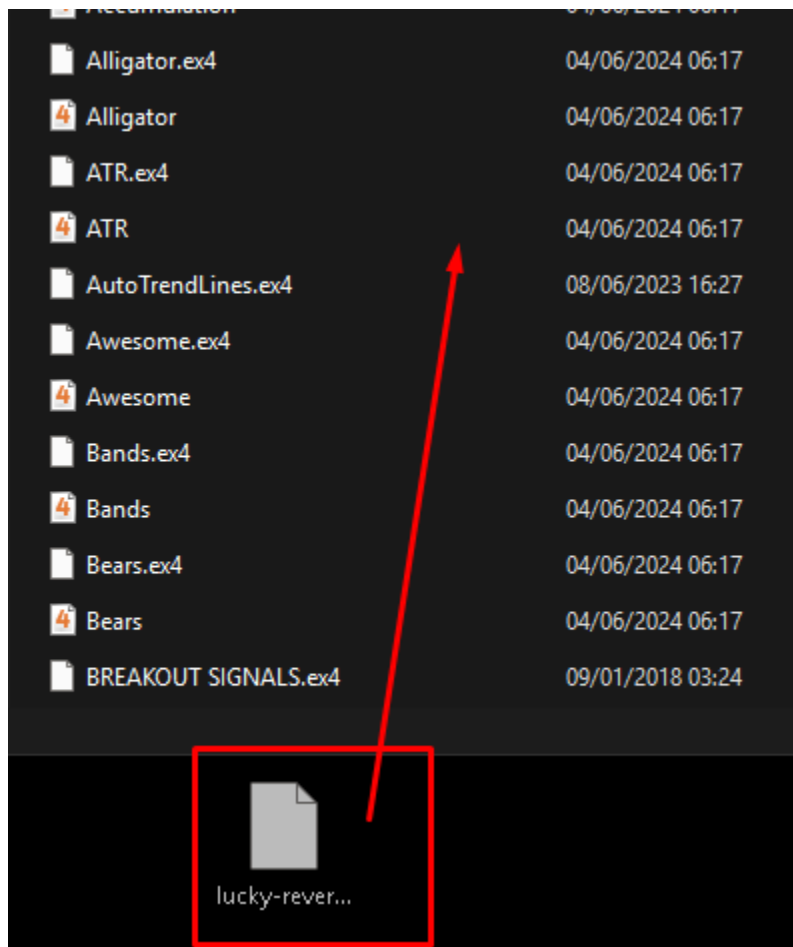
config	07/11/2023 16:19
history	15/06/2022 01:37
logs	26/12/2024 12:44
MQL4	15/06/2022 01:27
profiles	04/08/2024 16:17
templates	25/12/2024 14:07
tester	15/06/2022 01:37
origin	15/06/2022 01:27

Then click on the "Indicators" folder from the window that opens.

Experts	04/06/2024 06:17
Files	07/11/2023 16:19
Images	15/06/2022 01:27
Include	15/06/2022 01:27
Indicators	25/12/2024 14:29
Libraries	04/06/2024 06:17
Logs	26/12/2024 12:44
Presets	15/06/2022 01:27
Projects	15/06/2022 01:27
Scripts	04/06/2024 06:17



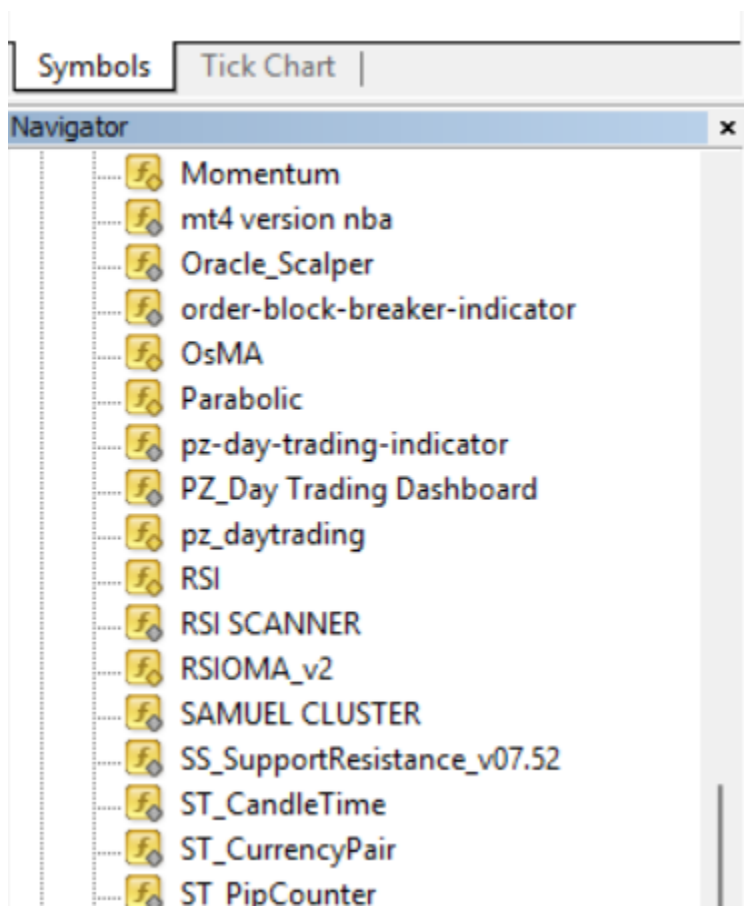
Then grab your indicator and drop it into this folder. Or simply copy your indicator and paste it into this folder.





Restart Metatrader4 and you can now use your indicator.

Your indicator will appear "Navigator" tab. You can add your indicator to your chart by dragging and dropping or double-clicking.



Don't forget to bookmark my website. Because I will share hundreds of premium indicators with you.

<https://xauusd.trading/>

GOOD LUCK!